

Heirloom *Quality*





Wellborn Family

Our *Vision*

The Wellborn Family is committed to be the most valued provider of American made permanent home cabinetry designed for a lifetime of gracious living.

Our *Quality*

The entire Wellborn family of employees takes great pride in producing quality products. Our Quality Control Team includes over 100 employees dedicated to ensuring the quality of your cabinetry. Our certified inspectors man over 30 quality checkpoints throughout the facility.



Quality Team



Customer Service Team

Our *Service*

Wellborn's Customer Service Team makes sure your order is processed accurately and efficiently. Their goal is 100% customer satisfaction. Each Wellborn Dealer has their own dedicated Customer Service Representative, thereby providing personalized service to our valued customers.

When Quality Counts



Time-Tested *Craftsmanship*

At Wellborn, Heirloom Quality is not just an expression; it's a way of life. Wellborn Cabinet, Inc., is family owned and operated. The time-tested craftsmanship that has made our cabinetry quality second to none has been passed down from generation to generation of loyal Wellborn employees. Pictured below are key areas of our production process: hand sanding of face frames and doors, and hand rubbing of color stain. These critical steps are an important part of our WellGuard Finishing System®, providing a quality that you can see and feel. Wellborn combines proven construction methods with today's technology to provide a quality product for your family.



RANDY – 28 YEARS SERVICE

(A leader in our production area)

After the color stain is high pressure sprayed, the surfaces are hand rubbed to enhance the wood grain characteristics.



JULIE (SISTER) – 31 YEARS SERVICE

Doors, drawer fronts and face frames are hand sanded, front and back, to eliminate cross grain scratches and burley marks.



*They are just one of the many families
that help continue the Wellborn tradition
of quality craftsmanship.*



JACKIE (SISTER) – 18 YEARS SERVICE

The face frames are hand sanded on the front and edges. The inside is hand sanded and hand rubbed to create a smooth protective surface.

Heirloom *Quality* Doors


Solid Wood Doors

People love the beauty and durability of wood. Nothing could be more natural. Compare Wellborn's solid wood doors to some other manufacturers' and you will see that many make doors of only thin veneers that look like solid wood. On the surface; however, you can quickly tell the difference, and if you take a close look, you will agree that the beauty of solid wood is vastly different. That is why Wellborn uses solid wood from the USA in our Premier Series doors. Enjoy the lasting beauty and strength of a solid wood product for a lifetime.



QUALITY BEGINS WITH THE TREE

Wellborn quality permeates every step of the cabinet process, beginning with the logs that are hand picked for our vertically integrated sawmill.



Wellborn's solid wood doors and drawer fronts are 100% natural, grown in the United States, all solid hardwood, hand selected from our own lumber yard and timber processing mill.



MITER DOORS

Wellborn has several doors that incorporate the strength and beauty of mitered construction where the stiles are cut at a 45° angle and the joint is then precisely aligned with blind mortise and tenon and glued at the joint.



**SOLID WOOD
DOOR STILES AND RAILS**



**SOLID WOOD
RAISED CENTER PANEL**



NOTCH AND PEG SYSTEM



FOAM INSERTS

Crafted by People Who Care

The inspectors on the chop saws trim stacks of kiln-dried lumber daily, selecting only top quality parts. Each door panel's parts are hand selected and strategically positioned for matching wood grain and color consistency. Doors, drawer fronts and face frames are hand sanded, front and back, to eliminate cross grain scratches and burley marks. A notch and peg system designed into the top and bottom of the center panel positions it securely within the door's stiles and rails.



LESSIE – 10 YEARS SERVICE

Foam inserts are placed within the door frames before the center panel is installed to stabilize the panel and allow for expansion that may occur due to changes in humidity.



GLORIA – 30 YEARS SERVICE

Each door is inspected for color variation and part defects to ensure Wellborn's standard of superior quality.

Recessed Panel Doors

Hardwood veneers are thin slices of wood which are bonded to a reconstructed wood product. Wellborn offers economically priced oak and maple recessed panel doors that have a $\frac{3}{16}$ " thick wood veneer center panel surrounded by $2\frac{1}{4}$ " wide solid wood stiles and rails. Drawer fronts and face frames are select quality solid hardwood.



Recessed Door Panels Provide

- Consistent Grain Pattern
- Consistent Finish
- Less Affected by Humidity
- Long Term Beauty



Concealed Hinges



All door hinges have 6-way adjustability – vertically, horizontally, and in and out – and feature a Lifetime Warranty with our WellLine Hinges®. All Plywood Cabinet (APC) features built in soft close door hinge.



Thermofoil Doors

Wellborn stays abreast of the latest innovations in cabinetry door design with the superior quality of our thermofoil doors. Two computerized diamond-head routers shape the door and drawer front edge profiles, as well as the raised panel appearance of the door styles. A tough, scratch resistant vinyl is thermally formed and sealed to provide a strong, durable surface, resistant to most household wear. Today's contemporary style kitchens call for the clean sleek styling of our thermofoil doors.



ED – 12 YEARS SERVICE

Our thermofoil doors are $\frac{3}{4}$ " thick. A five-piece raised panel appearance is created by intricately routing the door details from a single solid piece of medium density fiberboard.



WILLIE – 27 YEARS SERVICE

The doors are evenly sprayed with an adhesive to create a strong bond between the tough vinyl covering as it is thermally formed and sealed.



WellGuard Finishing System®

Wellborn takes great pride and care with the finishing of our kitchen furniture. Years of research partnered with development through Valspar have resulted in The WellGuard Finishing System®—a 24-step superb finishing process. Shown below are some of the key quality aspects of our finishing process which all of our stained finishes receive.



1. Wellborn **hand selects** the finest wood to build our own doors, drawer fronts and face frames.
2. Surfaces are sanded on a 20 person manual sanding line to provide a smooth consistent finish and cross grain elimination.
3. Dust particles are removed and **every door** is **quality inspected** prior to finishing.
4. A sap stain is applied to **tone and balance** the color and grain.
5. A **specially formulated blend** of grain enhancing dye stain is applied to add color depth.
6. Surfaces are **hand rubbed** with a wiping stain to ensure complete color coverage.
7. The surfaces are air dried and **inspected** for color.
8. The first coat of **durable catalyzed sealer** is applied.
9. Our products are slowly oven-cured providing a tough, durable, baked-on finish.
10. The surfaces are **hand sanded** with fine grit sandpaper and inspected for **color correctness** and quality.
11. The second coat of catalyzed **melamine enriched sealer** is applied.
12. Our products are **oven-cured** a second time.
13. The surfaces are **hand sanded** again with a fine grit sandpaper to provide a smooth surface for the topcoat.
14. Some finishes receive a **shading** technique.
15. The surface is again **hand sanded**.
16. The surfaces are **hand wiped** with a resin friendly tack cloth in preparation for final topcoat.
17. Each piece is **inspected** for consistency of shading or glazing applications.
18. A **third coat** of sealer is applied.
19. The surfaces are **hand sanded** again.
20. The resin blend **melamine enriched** topcoat is applied.
21. The conversion varnish topcoat is oven cured, creating a tough, **baked-on finish**.
22. The final product is personally **quality inspected** using a sheen meter to maintain a consistent gloss level.
23. Each piece passes through a **UV drying station** to complete the curing process.
24. Finished doors and wood components are stored in **individual staging racks** to prevent scratches.



The WellGuard Finishing System® has been tested against 17 common household chemicals and food products and passed beautifully. Those agents include:

- | | | | | | |
|------------|-------------|-------------|---------------|-----------|---------------|
| • Gasoline | • Olive Oil | • Detergent | • Mustard | • Tea | • Citric Acid |
| • Water | • Ammonia | • Soaps | • Crayons | • Vinegar | • Beet Juice |
| • Coffee | • Fly Spray | • Alcohol | • Shoe Polish | • Dye | |



The 20 person manual sanding line and hand orbital sanding processes provide a consistent finish.



ANN
35 YEARS SERVICE
Doors, drawer fronts and face frames are individually inspected for a smooth flawless surface that is properly prepared for The WellGuard Finishing System®.



WILLIAM
9 YEARS SERVICE
Stains are applied using hand-held spray equipment.



CARRIE
18 YEARS SERVICE
After the color stain is high pressure sprayed, the surfaces are hand rubbed to enhance the wood grain characteristics.



To build a base for the topcoat, surfaces are hand sanded after each coat of sealer guaranteeing a smooth even finish.

Special Effects

Wellborn has many special effects options. These special effects are intentionally random, and unique for each door and are what gives each piece a unique, hand crafted look.



STAINED FINISHES WITH A GLAZE

An accent stain is applied over the entire door and then wiped off leaving a "hang up" of light to dark tones in the corners, deep grooves and wood grains creating an inconsistent light to dark all over glazed look.



TICKING

Glazes will hang up in the open grain of oak cabinets which appear as "ticking."



PAINTED FINISHES

Joint lines common on painted finishes.



PAINTED FINISHES WITH A GLAZE

An accent stain is applied over the entire door and then wiped off leaving a "hang up" of light to dark tones in the corners and deep grooves creating an inconsistent light to dark all over glazed look.



GLAZING ON BEAD BOARD

Door styles with bead board grooves retain more stain in all finishes, resulting in a darker color in the grooves.



SPATTER

A paint technique where paint is flicked across the surface producing inconsistent spatter on the stained or painted surface.



RUB THRU

A sanding technique used to randomly expose an undercoat or natural wood tone on corners and edges.



SMALL DENTS

A physical technique of randomly striking the wood surface with a tool to create indentations that mimic the look of aged wood. Small Dents are larger than Worm Holes and will collect a glaze in varying amounts when applied.



WORM HOLES

A physical technique of randomly placing small round holes that mimics the look of insect penetration that occurs naturally in trees and harvested wood. Worm Holes are smaller than Small Dents and will collect a glaze in varying amounts when applied.



BURNISHING

A technique where the profile edges have been brushed with a glaze to create an antiqued effect.



DRY BRUSHING

A technique applying a glaze to imitate distressing on the surface of the wood.



CARVED EDGES

A technique where small areas of the wood surface are chiseled out on door edges and corners meaning to create a high level of worn look.



RASPING

A physical technique using a metal scrapper called a rasp which runs over the edges and raised details to mimic severe wear.



MEDIUM DENTS

A physical technique of randomly striking the wood surface with a tool to create indentations that mimic the look of aged wood. Medium Dents are larger than Worm Holes and will collect a glaze in varying amounts when applied.

Heirloom Quality Drawer



¾" Solid Hardwood Drawer

Wellborn builds the best drawer in the industry. Our ¾" solid hardwood dovetail drawer is standard in The Premier Series door styles.



- 1 ¾" Thick finished sides
- 2 Full Extension Undermount Drawer slides
- 3 Laminated plywood bottom
- 4 Dovetail construction
- 5 Adjustable drawer front

Drawer Slides

Wellborn's solid wood drawers include undermount epoxy coated drawer slides that include a self-closing feature, pulling the drawer shut with just a slight push. Hiding the slides under the drawer allows us to offer a wider drawer and the undermount slide doesn't require any cleaning.



Drawers are mounted with a fixed mounting system to ensure drawer alignment during shipment. The slides are easily adjusted to center drawers from side to side, but unlike floating systems, ours remain in place during handling.

Adjustable Drawer Fronts

Wellborn drawer fronts are attached to the drawer sub-front with four screws, creating strong reinforcement. If realignment is needed after installation, side to side or top to bottom adjustment can be done easily.



Dovetail Construction

Dovetail construction has always been known as the strongest, most durable method of furniture assembly; creating a beautiful, long lasting drawer. Wellborn includes this superior drawer construction as a standard feature in The Premier Series.



Supports up to 75 lbs.

Wellborn's sturdy high quality drawer construction supports up to 75 pounds and is one of the heaviest drawers available.



The UV paint machine is used to apply a natural finish to the sides and edges of drawer parts. Our solid wood drawer has a natural finish inside and out for top quality and easy cleaning.



RITA – 11 YEARS SERVICE

Solid wood drawer sides, fronts and backs are individually notched with dovetail cuts that lock tightly together during assembly.



Our dovetail drawers are hand assembled and machine squared, combining the finest wood joinery technique with precision technology.

Quality Drawer Options

PREMIER
SERIES

Standard

Solid Wood Drawer Full Extension Drawer Slides



3/4" Solid hardwood drawer box in natural finish with classic dovetail construction and undermount full extension soft close drawer slides

All Plywood Construction Option (APC)

Solid Wood Drawer Full Extension Drawer Slides



3/4" Solid hardwood drawer box in natural finish with classic dovetail construction and undermount full extension soft close drawer slides

SELECT
SERIES

Standard

Furniture Board Drawer



3/4" Wood grain/white laminated furniture board drawer with epoxy coated, self-closing, side-mount drawer slides

Options

Plywood Drawer



3/4" Plywood dovetail drawer box in natural finish with laminated plywood drawer bottom and undermount drawer slides. Dovetail joints are unfinished.

Solid Wood Drawer with Full Extension Drawer Slides



3/4" Solid hardwood drawer box in natural finish with classic dovetail construction and undermount full extension soft close drawer slides

All Plywood Construction Option (APC)

Plywood Drawer



3/4" Plywood dovetail drawer box in natural finish with laminated plywood drawer bottom and undermount drawer slides. Dovetail joints are unfinished.

Quality in Every Detail...

17% More Face Frames


Our face frames are $1\frac{3}{4}$ " wide, 17% more than many in the industry which are $1\frac{1}{2}$ ". Wider face frames keep the joints from separating, help ensure cabinet squareness and add strength.

Wellborn face frames are hand sanded on the inside edges and fronts to provide a smooth, all around surface and to protect your hands and arms from scratches when taking items in and out of your cabinetry.



Blind Mortise and Tenon Joints

Wellborn uses blind mortise and tenon joints in our face frame assembly, an age-old wood joinery method that has long been recognized as a sign of high quality. This creates a stronger joint and prevents splitting of the stiles.



MELINDA – 35 YEARS SERVICE

The mortise and tenon joints on the face frame are glued and locked into place by hand, and are carefully inspected by trained eyes for quality.



BILLY – 21 YEARS SERVICE

The face frames are then machine squared and stapled into place, ensuring cabinet squareness and adding extra strength.

Hanging Rails in Wall and Base Cabinets

For years, hanging rails have been built into cabinetry to provide a strong foundation for installation. Many manufacturers have modified this feature for cost savings, but Wellborn still includes hanging rails with these construction features in all wall and base frame cabinets.



This captive form of construction has been proven to be the most effective way to prevent installation problems. Hanging rails prevent the back of the cabinet from pulling away and causing light cracks after installation. This superior method of construction is proven to withstand 3 - 4 times the weight of industry required standards.

- *The hanging rails are rabbeted to receive the backs and tenoned to match the cabinet ends.*
- *The hanging rails are grooved to receive the cabinet top and bottom for alignment and strength.*
- *The hanging rails are $\frac{3}{4}$ " WellShield wrapped furniture board in The Premier Series and $\frac{3}{4}$ " thick WellShield® wrapped plywood in the All Plywood Construction Option.*

End Panels

Wellborn features ½" thick end panels in all cabinet construction. Our end panels are available with ½" wood grain laminate in The Premier Series or an optional 5-ply wood veneer end panel. All Plywood Construction is standard with a unfinished wood veneer end panel.



WellGrip I-beam braces are made of ½" thick furniture board or optional plywood. The I-beam is a strong brace running front to back on both sides of the cabinet. The braces are dadoed and glued into the front, back and side of the cabinet providing strength, ensuring cabinet squareness and serving as handles during installation.



Cross-Lock Into End Panels

The back of the face frames are routed with a special step-down groove to receive the unique step-up edge of the end panel, interlocking the sides to the front of the cabinet. The junction is glued and cross stapled at an angle to create a cross lock, a time-tested method of superior woodworking quality.



50% More Shelf

Heavy duty ¾" thick furniture board and optional plywood shelves feature our natural maple WellShield® interior and matching edge banded front edges. Furniture board shelves resist warping, and the extra ¼" thickness provides superior strength over many in the industry at ½" thick.



Wellborn's natural maple WellShield® interior provides a smooth, easy-to-clean surface that is resistant to most household chemicals and protects the substrate material. The WellShield® interior is a neutral, natural maple color that coordinates beautifully with all exterior finishes.



Positive locking shelf clips lock shelves in place to prevent tipping. They are also simple to release for adjusting shelf height.



Finished Interiors

Finished Interior

Standard In Open Cabinets

Open front cabinets and cabinets with mullion doors feature a finished interior and ½" plywood back that matches the cabinet's exterior. A die-cast, chrome shelf rest is included with our finished interior cabinetry for that custom look. The design works beautifully in display cases and entertainment centers.



Optional Full-Depth Shelf

Optional full-depth base shelves offer even more storage. End panels are predrilled at 64mm (2½") increments to accommodate all of your storage needs. Half-depth base shelves are standard, but you can select full-depth shelves in all Wellborn base cabinetry.



Warranty Program



Five Year Limited Warranty - The Select Series

Wellborn Cabinet, Inc., provides a Five Year Limited Warranty on The Select Series to the original consumer purchaser for five years from the Wellborn Dealer's original date of purchase on our cabinetry parts.



Lifetime Limited Warranty - The Premier Series, Elegant Bath Collection & Estate Custom Collection

Wellborn Cabinet, Inc., provides a Lifetime Limited Warranty on The Premier Series, Elegant Bath Collection and Estate Custom Collection to the original consumer purchaser for the lifetime of the product from the Wellborn Dealer's original date of purchase. The lifetime of cabinets is expected to be 10 years. Based on all other warranty terms and conditions being met, warranty claims will be prorated based on the expected lifetime of the product.

Drawer Box, Door Hinge & Drawer Suspension System

Wellborn Cabinet, Inc., warrants our solid wood dovetailed drawer box to the original consumer purchaser for the lifetime of the product. Wellborn Cabinet, Inc., also offers an Exclusive Lifetime Limited Warranty to the original consumer purchaser on our Drawer Suspension Systems and Door Hinges. This warranty is expressed by the supplier. Replacement hinges and drawer slides are subject to availability from our supplier. If a claim is filed after a product becomes obsolete, the manufacturer will replace the discontinued product with the product closest to being equivalent to the original.

Wellborn Cabinet offers Limited Warranties to the original consumer purchaser. Please see warranty sheet for complete details.

Quality Control *Testing*

Wellborn meets the quality and strength requirements of the KCMA, Kitchen Cabinet Manufacturers Association in ANSI/KCMA A161.1-2000, Performance and Construction Standards for Kitchen and Vanity Cabinets. Wellborn Cabinet has an in-house laboratory which performs the same testing to ensure our quality daily. Wellborn exceeds all specified requirements of the KCMA. Look for the seal of approval on your cabinetry.



Wellborn Cabinet, Inc.



RAY – 10 YEARS SERVICE

Cabinetry glue joints are examined to verify that maximum bonding was achieved during the manufacturing process. This ensures our customers receive a quality product.



Wellborn regularly tests our cabinetry finishes against common household chemicals and food products to determine finish durability according to KCMA standards. Our WellGuard Finishing System® maintains a superb finish.



We regularly perform KCMA standard level static loading tests for wall cabinets to ensure the cabinets will stay on your walls thereby meeting KCMA standard requirements.



We test the ability of our doors and hinges to operate properly during normal usage. KCMA requires 25,000 cycles. Our doors regularly exceed this requirement without failure.



We also test the ability of our drawers and drawer slide mechanisms to operate properly during normal usage. KCMA requires 25,000 cycles. Our drawers regularly exceed this requirement without failure.



Our environmental test chamber emulates various environmental factors such as humidity and temperature variances to verify the strength of our wood and wood joints to meet KCMA requirements.



Cabinetry shelves are tested to determine their ability to withstand loading without incurring any structural damage or excessive deflection. Wellborn cabinetry meets standard KCMA tolerances.

Shipped by *People Who Care*

Personal Delivery

Wellborn cabinetry is shipped on our own fleet of company trucks to our customers. Our transportation call log tracks the latest correspondence on all your deliveries.



Wellborn drivers provide personalized delivery and service on their individually assigned Wellborn trucks to our network of customers.



Two of Wellborn's drivers pictured here with Wellborn President Paul Wellborn (Jack Smith and Joe Clark), received the "Alabama Driver of the Year" awards through the Alabama Trucking Association.

Quality Packaging



Wellborn cabinetry is protected during shipping for quality delivery. A 3/4" thick shipping brace adds extra security to the end panels. Eight corner protectors cushion our products and are the strongest in the industry.



CHARLIE – 32 YEARS SERVICE

Wellborn's inventory control system uses bar code labeling for customized order information and up-to-the-minute counts.




SCOTT – 17 YEARS SERVICE

Wellborn's Quality Control Team selects a kitchen a day from a loaded truck to unpack and check for quality and accuracy.

Approved Suppliers

The WellCheck Vendor Program is a tool used to measure vendor and supplier performance through documentation of delivery, pricing, service, quality and quantity of incoming materials, thereby helping us to provide better service to our valued customers.

WellCheck
VENDOR



Vendor supplied furniture board is tested for strength and elasticity prior to acceptance, thereby maintaining vendor integrity.

The *Beauty* of Natural Hardwood

Hardwoods offer a tremendous selection of grain patterns, color variations and textures. Choices range from the bold statements of authentic American red oak, hickory and character maple to the more subdued personalities of cherry and maple. These variations define and enhance wood's natural beauty. Because no two trees are exactly alike, the cabinets made for your kitchen or bath will have subtle variations from the showroom displays or samples on which you base your selection. The quality solid hardwoods used in Wellborn cabinetry are some of the most beautiful and enduring natural materials available. All hardwoods, being a product of nature, vary from one piece to the next, even from the same tree, each having its own characteristics. Therefore, each piece of wood, each cabinet and each kitchen is unique. Cabinetry that emphasizes the rich grain pattern and unique texture of solid hardwood has a greater perceived value. No human being was ever intended to control the natural development of hardwoods. This is the unique beauty of natural hardwood and this is the distinct beauty of solid wood cabinets. Wellborn Cabinet, Inc., believes there is nothing more beautiful than solid wood. That is why Wellborn is one of the few remaining manufacturers who continues to use solid wood in our Premier Series raised panel doors and drawer fronts.

Cherry



Cherry is synonymous with luxurious cabinets. The rich red highlights give the wood a distinctive appearance. Cherry

will occasionally have tiny pin knots, pitch pockets and very small, dark streaks of gum. These features have fascinated woodworkers for centuries.

Character Cherry



Character cherry's unique characteristics are emphasized by randomly occurring various sized knots, pin knots, pitch pockets and

small streaks of gum. Cluster knots and open knots could also be a feature. The amount of character will vary from each door making each kitchen unique.

Maple



Maple is widely used in the cabinetry industry. This wood species features a straight grain with several distinctive

characteristics. These include unique figures such as bird's-eye, fiddle back, mineral streaks and curly grain patterns. Finely textured with a natural luster, this creamy-white to light reddish-brown wood is often used for cabinets and floors.

Character Maple



Character maple's unique characteristics are brought out by randomly occurring, variously sized knots, pin holes, worm holes

and tracks, gum and bark pockets, sugar tracks, heartwood and mineral streaks. Cluster knots and open knots could also be a feature. The amount of character marks will vary from each piece of wood making each kitchen unique.

Poplar



Poplar is generally straight grained with fine, even texture. The wood has creamy white to pale brown color tones. Poplar is beautiful

with medium to dark stains and painted finishes.

Oak



Authentic American red oaks are open-pored and have grain patterns. Wellborn's manufacturing technology presents oak with

straighter grains than most cabinet lines, and our process minimizes the wide grains and reduces the widths of cathedrals in oak.

Hickory



Hickory has distinctive contrasting colors from light to dark and strong grain characteristics. The texture of hickory is open grained.

Hickories by nature are heavy, hard, strong and stiff—producing durable cabinetry. Hickory is for homeowners desiring dramatic wood characteristics.

Thermofoil



Thermofoil doors and drawer fronts are covered in a strong, scratch-resistant thermofoil that is thermally glued and vacuum-

sealed. To create the popular raised panel appearance we use precision, diamond-head routers to carve the double-step perimeter edge and center panel detailing from a solid slab of medium density fiberboard.


Laminate



Laminate is a decorative panel with resin-saturated printed paper thermally fused to a particleboard or MDF core. The thermally fused

melamine process bonds the paper and board using heat and pressure. The paper gives the appearance of wood grain or painted finishes.

Medium Density Fiberboard



Using high pressure and temperatures, MDF is formed by combining wood fibers with a wax resin binder to form panels.

It is made of wood veneer. It is much more dense than normal particle board. This is a durable and tough wood product, commonly used in the construction industry.

Our *Commitment* to the Environment



The Wellborn Quality



Since 1961, Wellborn Cabinet, Inc., has been manufacturing quality kitchen and bath cabinetry in Ashland, Alabama. It all began in a small cabinet shop to build cabinets for the local markets. Since that time, Wellborn has become a state of the art manufacturing facility of over 1.8 million square feet that combines some of the most advanced technology systems in the industry with nearly 50 years of acquired knowledge and experience in high quality cabinetry craftsmanship. The Estate Custom Collection by Wellborn is certified under the Forest Stewardship Council™ (FSC® - SCS-COC-002982) and Sustainable Forest Initiatives (SFI) Standard for Chain of Custody Certification. FSC® and SFI products are offered in the Estate Custom Collection.

The FSC is an international organization that promotes environmentally appropriate, socially beneficial, and economically viable management of the world's forests. FSC® Chain of Custody Certification means that a company meets strict tracking requirements for ensuring raw materials used to create a wood or paper product originated from a well managed FSC®-certified forest.

The SFI program starts with a strong certification standard, and goes beyond it to improve forest practices through conservation grants, community partnerships, logger training, and landowner outreach. SFI chain of custody certification is an accounting system that tracks fiber content through production and manufacturing to the end product and allows The Estate Custom Collection to claim how much of our product comes from certified lands, how much contains recycled content, and how much is non-certified/non-controversial forest content.

Green Choice is about taking action

Environmental stewardship has been part of Wellborn's culture since its beginning. This responsibility has never been just about words. It has been about decades of actions, investments and practices. At Wellborn we have recycling programs, utilize wood waste to generate power and steam and continue to lower VOC emissions through technology. We also partner with our suppliers to improve their environmental programs. This is why you will find the KCMA Environmental Stewardship Program seal on our cabinetry.



Since 1961, the Wellborn family has owned and operated Wellborn Cabinet, Inc. Located in the southern part of the Appalachian Mountains, Wellborn encompasses two million square feet. Wellborn Cabinet integrally operates our own timber processing mill, hand selecting the finest solid cherry, character cherry, maple, character maple, oak, hickory and poplar hardwoods to use in your cabinetry. With time-honored craftsmanship, we fashion each piece of cabinetry, providing our customers with lasting beauty and heirloom quality.



Distributed By:



38669 Hwy.77 • Ashland, AL 36251 • (256) 354-7151 • Fax (256) 354-7022

Due to the natural characteristics of wood and wood finishes and the limitations of photography and the lithographic printing process, the woods and wood finishes shown in this brochure may not accurately depict those offered by Wellborn Cabinet. See your local Wellborn Dealer for actual wood sample color selections. Decorative hardware shown is optional.