

The Essence of Cabinetry

"That's My Style"

WELLBORN
CABINET, INC.®

The Essence of Cabinetry

Dear Homeowner,

Just as your home gently whispers the essence of your character, Wellborn Cabinet, Inc. imparts the true Essence of Cabinetry. As you traverse the following pages, consider the heart of your home and allow us to help make your memory stage a little more dramatic, a little more charming. From our family to yours, we present

The Essence of Cabinetry.

Paul Wellborn



Planning Your Home

DREAM

Collect photos, clippings and ideas that represent your dream kitchen, bath or other room.

EVALUATE

Rate your kitchen, bath or any room in your home for limitations, possibilities, needs and purpose.

SEEK

Locate your nearest Wellborn Dealer to assist in making your dreams come true. Check out our web site at wellborn.com.

MEASURE

Proper and accurate measuring is a must before choosing your cabinetry and accessories. Your Wellborn Dealer will be glad to help.

DRAW

Draw your floor plan to scale on grid paper to plan the complete layout of the room. Show windows, doors and utility connections. Again, your Wellborn Dealer will be glad to help.

BUDGET

Determine your budget and let your Wellborn Dealer show you the many options that can help to keep you within those guidelines.

RELAX

Your dream is now a reality.

ENJOY

Enjoy the beauty of your quality Wellborn cabinetry for years to come.



INDEX

PREMIER SERIES

Cherry & Character Cherry.....	4 — 17	MDF.....	93
Character Maple.....	18 — 19	Laminate.....	94
Maple.....	20 — 59	Thermofoil.....	95
Oak.....	60 — 69	Every Room.....	96 — 101
Hickory.....	70 — 75	Accessories & Moulding.....	102 — 116
Thermofoil.....	76 — 77	Mullions Doors and Decorative Glass Doors.....	117 — 119
		Cabinet Construction.....	120 — 121
		Finishes & Techniques.....	122 — 128
		WellGuard Finishing System.....	129
		Beauty of Natural Hardwood.....	130
		Warranty & Photo Credits.....	131
		Green Choice.....	Back Cover

SELECT SERIES

Cherry.....	78 — 81
Maple.....	82 — 89
Oak.....	90 — 91
Poplar.....	92



Savannah Maple, Glacier





Milan Cherry, Espresso



Melrose Cherry, Autumn Spice





Hanover Cherry with Classic Drawer Front, Light



Vienna Cherry, Caramel 7





Savannah Cherry, Cocoa Java



Madison Arch Cherry, Sable Charcoal



Rose Hall Square Cherry,
Shadow Charcoal Heirloom



Madison Arch Cherry, Sable





Rose Hall Arch Cherry, Cocoa Java



“Children will not remember you for the material things you provided but for the feeling that you cherished them.”

~ Richard L. Evans





Hanover Cherry, Sienna Charcoal



Rose Hall Square Cherry, Autumn Spice
& Rose Hall Square Maple, Midnight









Vienna Cherry, Sable



Cherry & Character Cherry Finishes

The collection of cherry finishes is available on each cherry and character cherry door style. The cherry stains range from Natural to deep rich Espresso. There are also cherry stains that are highlighted with a glaze creating many beautiful finish choices.

STAINS



STAINS WITH GLAZES



FINISH TECHNIQUES



The Finish Techniques above may not be displayed in the wood species on this page. For complete details pertaining to availability please see your local dealer. Finish Technique descriptions are on pages 123-127.





Seville Arch & Square Character Maple,
Sable Charcoal



Rose Hall Square Character Maple,
Light Sugar & Divinity Vintage



Seville Square Character Maple, Sable







Sandia Maple with Classic Drawer Front, Oatmeal Charcoal, Sonoma Maple, Vanilla Slate, Milan Maple, Espresso, Sandia Maple, Espresso



HGTV Dream Homes 2008, 2009, 2010 and 2011

Wellborn is the proud sponsor of the 2008, 2009, 2010 and 2011 HGTV Dream Homes. Each year, HGTV chooses a location where it builds a magnificent home. The environment of the home determines its design and décor. Millions enter to win and anxiously await the big giveaway. Wellborn participates by providing beautiful, quality cabinetry. After all, HGTV only chooses the best. You too can decorate your dream home with beautiful Wellborn cabinetry.



2011 HGTV Dream Home located in Stowe, Virginia



2011 HGTV Dream Home Kitchen
Milan Maple, Shadow & Oatmeal



2011 HGTV Dream Home Ski Dorm
Hanover Maple, Shadow



2011 HGTV Dream Home Mudroom
Bristol Maple, Oatmeal Charcoal



2011 HGTV Dream Home Master Bath
Milan Maple, Pimento



2011 HGTV Dream Home Entry Bath
Hanover Maple, Truffle Java



2011 HGTV Dream Home Laundry Room
Vienna Maple, Bleu



2011 HGTV
Dream Home
Dorm Bath
Milan Maple, Shadow



2008 HGTV Dream Home Kitchen
Bristol Maple, Glacier

HGTV Dream Homes



2010 HGTV Dream Home
located in Sandia, New Mexico



2008 HGTV Dream Home located in Islamorada, Florida



2008 HGTV Dream Home Guest Bath
Bristol Maple, Glacier



2008 HGTV Dream Home Coffee Bar
Bristol Maple, Glacier



2009 HGTV Dream Home Guest Bath
Hanover Maple, Midnight



2008 HGTV Master Bath
Bristol Maple, Espresso



2009 HGTV Dream Home Kitchen
Melrose Maple, Honey Butter



2009 HGTV Dream Home Laundry
Harbour Maple, Divinity



2009 HGTV Dream Home located in
Sonoma, California



2010 HGTV Dream Home Jack and Jill Bath
Sandia Maple with Classic Drawer Front, Divinity



2009 HGTV Dream Home Dish Pantry
Sea Spray Square Thermofoil, White



2009 HGTV Dream Home Child's Bath
Hanover Maple with Classic Drawer Front, Glacier



2010 HGTV Dream Home Recycling Room
Milan Maple, Ginger



2009 HGTV Dream Home Master Bath
Sonoma Maple, Sandstone Slate



Sonoma Maple, Midnight
& Bristol Maple, Pebble









Hanover Maple & Harbour Maple, Glacier



Bridgeport Maple, Bleu Bronze Vintage
with Hickory, Glacier Java









Madison Square Maple, Sandstone Slate



Sydney Maple, Nutmeg Java
& Hanover Oak, Pimento Charcoal



Rose Hall Square Maple, Ginger





Rose Hall Arch Maple, Honey Java & Midnight



Harbour & Melrose Maple, Sage Mocha
& Melrose Cherry, Caramel Java



Milan Maple, Natural

*"A life lived
in love will never
be dull."
~ Leo Buscaglia*



Sonoma Maple, Hazelnut Charcoal







Madison Square Maple, Crème Mocha







Savannah Maple, Crème Mocha



Harbour Maple, Ginger
& Melrose Maple, Midnight Vintage



Seville Square Maple, Cranberry 45









Madison Square Maple, Crème Mocha



Seville Arch Maple, Honey Butter







Seville Square Maple, Midnight



Monterey Maple, Midnight Vintage



*“There are two things I
know for sure — she was
sent here from Heaven, and
she’s daddy’s little girl.”*

~ Bob Carlisle







Seville Arch Maple, Divinity



Savannah Maple, Nutmeg Java & Espresso



Madison Arch Maple, Espresso & Crème Mocha







Bristol Maple, Natural & Milan Oak, Espresso

Maple Finishes

All maple and character maple door styles are available with both stained and painted finishes many of which can be enhanced with a glaze highlight and Finish Techniques.



STAINS



Natural
NAT



Wheat
WEA



Light
LGT



Ginger
GNR



Oatmeal
OAT




Caramel
CML




Medium
MED



Hazelnut
HNT



Chestnut
CNT



Sable
SBL



Cranberry
CBY



Shadow
SHD



Sienna
SEA



Coffee
COF



Espresso
ESP

STAINS WITH GLAZES



Natural Slate
NAT SLT



Honey Java
HON JAV



Wheat Slate
WEA SLT



Light Sugar
LGT SGR



Ginger Java
GNR JAV



Light Java
LGT JAV



Oatmeal Slate
OAT SLT



Oatmeal Charcoal
OAT CHL



Nutmeg Java
NMG JAV



Caramel Java
CML JAV




Chestnut Bronze
CNT BRZ



Hazelnut Charcoal
HNT CHL



Sable Charcoal
SBL CHL



Cranberry
Charcoal
CBY CHL



Evergreen Java
EGN JAV



Shadow Charcoal
SHD CHL



Sienna Charcoal
SEA CHL

PAINTS



Glacier
GLR



Divinity
DIV



Crème
CRM



Vanilla
VAN



Sandstone
SND



Pebble
PBL



Honey Butter
HBR



Sage
SAG



Pimento
PIM



Truffle
TFL




Bleu
BLU




Midnight
MID

PAINTS WITH GLAZES



Glacier Pewter
GLR PWT



Glacier Java
GLR JAV



Divinity Java
DIV JAV



Crème Cappuccino
CRM CAP



Crème Mocha
CRM MOC



Vanilla Slate
VAN SLT



Sandstone Slate
SND SLT



Pebble Java
PBL JAV



Honey Butter
Toffee
HBR TOF



Sage Mocha
SAG MOC



Pimento Charcoal
PIM CHL



Truffle Java
TFL JAV



Bleu Bronze
BLU BRZ

FINISH TECHNIQUES



Heirloom



Vintage



Cottage



Antique



Olde World



SeaSide



Carriage

The Finish Techniques above may not be displayed in the wood species on this page. For complete details pertaining to availability please see your local dealer. Finish Technique descriptions are on pages 123-127.



Seville Square Oak, Divinity Vintage
& Sonoma Maple, Pimento Charcoal





Hanover Oak, Natural



62 Milan Oak, Nutmeg Java



Hanover Oak, Cocoa Java
& Milan Cherry, Natural Java



2010 HGTV Dream Home Pantry
Barcelona Oak, Medium





Rose Hall Square Oak, Natural



Essex Oak, Light



Seville Arch Oak, Dark 65





Hanover Oak with Classic Drawer Front, Espresso



Milan Oak, Sandstone Slate with Oak Espresso Accents

Oak Finishes

Wellborn's color palette of stains and paints transform the beautiful grains of oak into selections where you are sure to find your style. This color palette is created with both stained and painted finishes many of which can be enhanced with a glaze highlight and Finish Techniques.


STAINS



Natural
NAT



Light
LGT




Ginger
GNR




Oatmeal
OAT



Medium
MED



Hazelnut
HNT



Chestnut
CNT



Dark
DRK



Caramel
CML



Sable
SBL



Sienna
SEA



Cranberry
CBY



Shadow
SHD



Coffee
COF



Espresso
ESP

STAINS WITH GLAZES



Natural Slate
NAT SLT



Honey Java
HON JAV



Wheat Slate
WEA SLT



Light Sugar
LGT SGR



Ginger Java
GNR JAV



Light Java
LGT JAV



Oatmeal Slate
OAT SLT



Oatmeal Charcoal
OAT CHL



Nutmeg Java
NMG JAV



Caramel Java
CML JAV



Chestnut Bronze
CNT BRZ



Hazelnut
Charcoal
HNT CHL



Cocoa Java
COC JAV



Shadow Charcoal
SHD CHL



Sable Charcoal
SBL CHL



Sienna Charcoal
SEA CHL



Cranberry Charcoal
CBY CHL

PAINTS



Glacier
GLR



Divinity
DIV



Crème
CRM



Vanilla
VAN



Sandstone
SND



Pebble
PBL



Honey Butter
HBR



Sage
SAG



Pimento
PIM



Truffle
TFL



Bleu
BLU



Midnight
MID

PAINTS WITH GLAZES



Glacier Pewter
GLR PWT



Glacier Java
GLR JAV



Divinity Java
DIV JAV



Crème Cappuccino
CRM CAP



Crème Mocha
CRM MOC



Vanilla Slate
VAN SLT



Sandstone Slate
SND SLT



Pebble Java
PBL JAV



Honey Butter
Toffee
HBR TOF



Sage Mocha
SAG MOC



Pimento Charcoal
PIM CHL



Truffle Java
TFL JAV



Bleu Bronze
BLU BRZ

FINISH TECHNIQUES



Heirloom



Vintage



Cottage



Antique



Olde World



SeaSide



Carriage

The Finish Techniques above may not be displayed in the wood species on this page. For complete details pertaining to availability please see your local dealer. Finish Technique descriptions are on pages 123-127.



Hanover Hickory with Classic Drawer Front, Medium





Hanover Hickory, Dark




Sandia Hickory, Ginger Java



"Other things may change us, but we start and end with family."

~ Thomas Jefferson





Hanover Hickory with Classic Drawer Front, Natural



Rose Hall Arch Hickory, Natural



Rose Hall Square Hickory, Natural 73

Hickory Finishes

Wellborn offers a large color palette of stains and painted finishes, for a selection in hickory that complements many design styles. Many of the stains and painted finishes can be enhanced with a glaze highlight and Finish Techniques.


STAINS



Natural
NAT



Light
LGT



Ginger
GNR



Oatmeal
OAT



Medium
MED



Hazelnut
HNT



Chestnut
CNT



Caramel
CML



Dark
DRK



Cranberry
CBY



Sable
SBL



Shadow
SHD



Sienna
SEA



Coffee
COF



Espresso
ESP

STAINS WITH GLAZES



Natural Slate
NAT SLT



Honey Java
HON JAV



Wheat Slate
WEA SLT



Light Sugar
LGT SGR



Ginger Java
GNR JAV



Light Java
LGT JAV



Oatmeal Slate
OAT SLT



Oatmeal Charcoal
OAT CHL



Nutmeg Java
NMG JAV



Caramel Java
CML JAV




Chestnut Bronze
CNT BRZ




Hazelnut Charcoal
HNT CHL



Cocoa Java
COC JAV



Cranberry
Charcoal
CBY CHL



Sable Charcoal
SBL CHL



Shadow Charcoal
SHD CHL



Sienna Charcoal
SEA CHL

PAINTS



Glacier
GLR



Divinity
DIV



Crème
CRM



Vanilla
VAN



Sandstone
SND



Pebble
PBL



Honey Butter
HBR



Sage
SAG



Pimento
PIM



Truffle
TFL



Bleu
BLU



Midnight
MID

PAINTS WITH GLAZES



Glacier Pewter
GLR PWT



Glacier Java
GLR JAV



Divinity Java
DIV JAV



Crème Cappuccino
CRM CAP



Crème Mocha
CRM MOC



Vanilla Slate
VAN SLT



Sandstone Slate
SND SLT



Pebble Java
PBL JAV



Honey Butter
Toffee
HBR TOF



Sage Mocha
SAG MOC



Pimento Charcoal
PIM CHL



Truffle Java
TFL JAV



Bleu Bronze
BLU BRZ

FINISH TECHNIQUES



Heirloom



Vintage



Cottage



Antique



Olde World



SeaSide



Carriage

The Finish Techniques above may not be displayed in the wood species on this page. For complete details pertaining to availability please see your local dealer. Finish Technique descriptions are on pages 123-127.



Rose Hall Square Hickory, Divinity



Brighton Arch Thermofoil with Classic Drawer Front, Linen

Thermofoil Colors

Thermofoil doors and drawer fronts are covered in a strong scratch resistant thermofoil. With detailed profiles and the freshness of White and Linen, Brighton is the perfect style.



White
WHT



Linen
LIN



Brighton Square Thermofoil with Classic Drawer Front, White with Light Maple Moulding



Belmont MDF, Sandstone Slate

Medium Density Fiberboard Finishes (MDF)

PAINTS



Glacier
GLR



Divinity
DIV



Crème
CRM



Sandstone
SND

PAINTS WITH GLAZES



Glacier Java
GLR JAV



Crème Mocha
CRM MOC



Sandstone Slate
SND SLT



Belmont MDF, Glacier Java



The Select Series features quality cabinetry at an affordable price point in cherry, maple, oak, hickory, poplar, thermofoil, MDF and laminate door styles. As you browse through these pages, you are sure to find the style that is right for you.





Harmony Cherry, Cocoa Java



Prairie Cherry, Dark



Prairie Cherry, Light

Cherry Finishes

You may choose to show the detailed beauty of cherry by selecting our Natural finish, or create a rich, dark kitchen with Sable Charcoal.

STAINS



Natural
NAT



Light
LGT



Caramel
CML



Dark
DRK



Sable
SBL



Sienna
SEA

STAINS WITH GLAZES



Natural Java
NAT JAV



Nutmeg Java
NMG JAV



Caramel Java
CML JAV



Cocoa Java
COC JAV



Sable Charcoal
SBL CHL



Sienna Charcoal
SEA CHL



Prairie Cherry, Light



*“Rejoice with your family in
the beautiful land of life!”*

~ Albert Einstein





Harmony Maple, Honey Java



Harvest Arch Maple, Medium





Harvest Arch Maple, Light



Prairie Maple, Sable



Harvest Square Maple, Spiceberry 85





Arlington Arch Maple, Nutmeg Java
and Arlington Square Oak, Sable



Prairie Maple, Medium

“If I were asked to name the chief benefit of the house, I should say: the house shelters day-dreaming, the house protects the dreamer, the house allows one to dream in peace.”

~ Gaston Bachelard



Arlington Square Maple, Spiceberry



Maple Finishes

The maple finish palette in the Select Series has stained finishes from Natural to rich Sienna. Many of the stained finishes are enhanced with a Glaze Technique which creates a one-of-a-kind unique look on each door. Wellborn's popular paints and paints with a glaze add to this broad color selection.

STAINS



STAINS WITH GLAZES



PAINTS



PAINTS WITH GLAZES








Harvest Square Oak, Light

Oak Finishes

The Select Series offers a variety of stained finishes, stains with the Glaze Technique, Paints, and Paints with Glaze Technique.

STAINS



Natural
NAT



Light
LGT



Caramel
CML



Medium
MED



Dark
DRK



Sable
SBL



Sienna
SEA



Spiceberry
SBY



Coffee
COF

STAINS WITH GLAZES



Honey Java
HON JAV



Light Java
LGT JAV



Nutmeg Java
NMG JAV



Caramel Java
CML JAV



Sable Charcoal
SBL CHL



Sienna Charcoal
SEA CHL

PAINTS WITH GLAZES



Glacier Java
GLR JAV



Divinity Java
DIV JAV

PAINTS



Glacier
GLR



Divinity
DIV



Crème
CRM



Sandstone
SND



Midnight
MID



Crème Mocha
CRM MOC



Sandstone Slate
SND SLT



Bedford Square Poplar, Crème Mocha



Bedford Square Poplar, Medium

Poplar Finishes

The finish palette for poplar includes stains, stains with a glaze, paints and paints with a glaze for a great finish selection.

STAINS



Medium
MED




Caramel
CML



Dark
DRK



Sable
SBL



Sienna
SEA



Espresso
ESP

STAINS WITH GLAZES



Nutmeg Java
NMG JAV



Caramel Java
CML JAV

PAINTS



Glacier
GLR



Divinity
DIV



Crème
CRM

PAINTS WITH GLAZES



Glacier Java
GLR JAV



Divinity Java
DIV JAV



Crème Mocha
CRM MOC



Sandstone Slate
SND SLT



Belmont MDF, Sandstone Slate

Medium Density Fiberboard Finishes (MDF)

The Select Series offers painted finishes and painted finishes with the Glaze Technique on MDF.

PAINTS



Glacier
GLR



Divinity
DIV



Crème
CRM



Sandstone
SND

PAINTS WITH GLAZES



Glacier Java
GLR JAV



Crème Mocha
CRM MOC



Sandstone Slate
SND SLT




Belmont MDF, Glacier Java




Loft Laminate, Natural Maple

Laminate Finishes

The Select Series offers a variety of color choices in laminate for designing sleek, contemporary styles.



White*
WHT




Linen*
LIN



Natural Maple
NMP



Natural Cherry
NCH



Sienna
SEA



Spiceberry
SBY

*Not available in Loft Laminate



Manchester Laminate, Sienna



Newport Thermofoil, White &
Nantucket Thermofoil, White



Thermofoil Colors

Thermofoil door styles are constructed by pressing MDF with a high quality foil through an intense heating process. The thermofoil has a lightly textured effect and is very durable.



White
WHT



Linen
LIN

Bathrooms



Madison Square Maple, Espresso



Milan Cherry, Espresso

Wellborn is Unique for Every Room of Your Home

Wellborn cabinetry has a style for every room of your home. Home offices and home entertainment cabinetry include all the details on the interior to accommodate the latest technology. From the guest bath to the luxury master bath, our product has the selection for any style. Wellborn cabinetry has all the solutions for the perfect kitchen pantry. Keep all the clutter organized in a stylish mudroom or laundry room. And let's not forget the closet. Wellborn's Distinctive Closets program includes organization from the kids closet, the teen reach-in and walk-in closets to dressing suite designs. Whether remodeling or building your home, Wellborn is the best choice for all your cabinet needs.

ELEGANT
Bath
COLLECTION™

DISTINCTIVE
CLOSETS™
More Time for Living

ActiveLiving™



Milan Cherry, Espresso

Walk-In Closets



Milan Cherry, Espresso

Reach-In Closets



Sea Spray Square Thermofoil, White

Bedrooms



Manchester Laminate, Sienna 97

Office



Loft Laminate, Natural Cherry

Fireplaces



Savannah Maple, Midnight Vintage & Hawthorne Maple, Sable Charcoal

Studies



98 Hawthorne Maple, Sable Charcoal

Hutches



Sydney Maple, Sable Charcoal

Active Living



Active Living Apron Sink

Milan Maple, Espresso,
Sandia Maple, Espresso,
Sandia Maple, Oatmeal Charcoal,
Sonoma Maple, Vanilla Slate



Active Living Cooktop

Media/Entertainment



Melrose Maple, Sienna



Madison Square Maple, Midnight

Pantries



Sea Spray Square Thermofoil, Linen

Refreshment Areas



Sydney Maple, Honey Butter Toffee

Dining Rooms



Madison Cathedral Maple, Crème Cappuccino

Mud Rooms



Madison Square Maple, Sienna

Laundries



Sea Spray Square Thermofoil, White

Garages



Handi Solutions

Kids' Area



Melrose Maple, Honey Butter

Craft Rooms



Sea Spray Square Thermofoil, Linen

Hood, Island & Wainscot Program



Shaker Component Hood



Transitional Hood



Designer Curved Contemporary Hood



Beaded Peninsula with Large Acanthus Onlay



Integral Wood Hood



Traditional Component Hood



Plain Peninsula with Valance



Plain Chimney with Narrow Arch Valance



36" Soffit and Straight Shelf Mantel Hood



Shaker Component Island



Component Island



Butcher Block Island with Shaker Legs



Custom Island



Butcher Block Island with Rope Legs



Floating Butcher Block Island



Wainscot, Single Stack Wall Application



Wainscot, Double Stack Wall Application

Slide Out Shelves



Base Cabinet with Sliding Shelf



Dovetail Soft Close Sliding Shelf



Utility Cabinet with Sliding Shelves

Corner Storage Solutions



3 Drawer Corner Base Cabinet



Base Lazy Susan



Corner Sink Base Cabinet with Super Susan



Blind Corner Cabinet with Superior Pullout Shelves



Miracle Corner



Pull and pull again for easy access and maximum corner usage.



Silverware and Unique Options



Cutting Board



Under Sink Basket



Base Cooking Center



Cutlery Tray Divider



Wood Tiered Cutlery Tray



Knife Drawer with Cutting Board



Deep Drawer Pegged Dish Organizer



Tilt Out Tray



Pullout Towel Bar

Whatnots



Square Base End Whatnot Shelf



Whatnot Shelf



Wall Whatnot Shelf

Tambours, Tray Dividers and Organizers



Diagonal Tambour Storage Unit



Tray Divider



Stainless Tambour Storage Unit



Wicker Basket Kit



Kitchen Foil Holder



Dovetail Full Extension Soft Close Sliding Shelves with CD/DVD Storage

Bookcases



Bookcase



Furniture Bookcase with Arch Fret Valance

Racks, Holders and China Cabinets



Plate Rack, Mug Holder



Wall Message Center Cabinet



Storage Cube Cabinet



Wall Rack



Stem Glass Holder



Bottle Rack with Narrow Arch Valance

Drawer Units, Shelves and Countertop Support



Spice Drawer Base Cabinet



Drawer Shelf Unit



Stainless Countertop Support Angled



Floating Shelves



Countertop Support



Corner Contemporary Condiment Shelf



Cassette Drawer Units

Wastebaskets, Recycle Centers and Vegetable Bins



Double Wastebasket Base Cabinet



Recycle Center



Plastic Vegetable Bin Kit

Bread Boxes, Spice Racks and Pullouts



Base Filler Peg Pullout



Door Shelf Kit



Wood Drawer Spice Rack



Drawer Bread Box Cover



Base Filler Pullout



Wall Pullout



Tiered Spice Storage Shelf



Base Spice Rack Cabinet



Base Super Chef Cabinet with Door Shelf Kit



Door Shelf Kit



Wall Pullout

Appliance Cabinetry



Microwave Base Cabinet



Double Oven with Warming Drawer



Tall Microwave Cabinet with Drawers



Microwave Cabinet



Custom Dishwasher Door Panel



Base Microwave Cabinet

Panels and Sink/Range Base Cabinets



Apron Front Sink



Range Top Drawer Base Cabinet



Matching Base End Panel

ACCESSORIES

Accessories are the little things that make a big impression. Incorporate accessories into your design and watch your rooms come alive.

Coordinating Mouldings & Accessories

Acanthus Collection



Carved Acanthus Trim Onlay



Vertical Acanthus Onlay




Acanthus Leg & Moulding



Small Acanthus Corbel

Woven Collection



Woven Onlay



Woven Leg



Woven Moulding



Small Woven Corbel

Mission Collection



Mission Rosette



Mission Moulding



Mission Corbel

Shaker Collection



Shaker Crown Moulding



Shaker Valance



Shaker Leg



Chunky Shaker Table Leg

Cove Collection



Large Cove Crown Moulding



Cove Leg



Cove Light Rail Moulding



Small Cove Corbel

Grape Collection



Large Grape Onlay



Small Grape Onlay



Small Grape Corbel



Small Olive Corbel



Large Olive Onlay



Small Olive Rosette

Stainless Collection



Wall Double Vertical Hinge Cabinet with Metal Doors



Stainless Countertop Support Vertical



Stainless Aluminum Foot



Stainless Angle Foot



Stainless Square Leg

Pantry Cabinets



Base Chef Pantry



Utility with Superior Swingout Pantry Pullout



Utility with Sliding Shelves



Broom Closet



Utility Cabinet with Pantry Kit



Utility Cabinet with Superior Pantry Pullout

Onlays



Woven Rosette



Corinthian Onlay



Rosette



Carved Acanthus Trim Onlay



Woven Rosette



Starburst Onlay on Plinth

Corbels



Medium Traditional Corbel



Small Acanthus Corbel



Large Woven Corbel



Decorative Frame Insert



Fancy Countertop Support



Narrow Grape Corbel

Mouldings



Large Cove Light Rail Moulding
& Grape Leaf Moulding



Inset Light Rail Moulding



Small Cove Moulding,
Large Cove Light Rail &
Mission Inset Moulding



Beaded Fascia



Decorative Crown Moulding with
Dentil Insert & Base Moulding



Plate Rail, Traditional Crown
Moulding & Rope Moulding



Curved Traditional Light Rail
Moulding



Furniture Base Moulding



Classic Base Moulding

Spindles, Fillers and Posts



Carved Corner Post



Carved Corner Post



Fluted Square Post



Rosette Fluted Filler Base



Rounded Split Spindle,
Split Plinth Block &
Split Spool

Legs and Feet



Corner Foot



Shaker Leg



Simple Mission Foot



Reeded Bun Foot



Fluted Decorative Leg



Rope Fancy Leg



Chunky Shaker Table Leg



Tulip Leg



Acanthus Leg



Queen Anne Leg



Corner Foot Valance

Vanity Cabinets and Accessories



Vanity Hamper Cabinet



Decorative Mirror with Beaded Edge Profile



Medicine Cabinet with Mirror



Vanity Linen Cabinet



Cosmetic Drawer Insert



Just Right Base Height Vanity Warming Drawer Cabinet



Curved Vanity Sink Cabinet



34 1/2" Just Right Vanity Drawer Base with Fluted Vanity Pilasters



114 Vanity Knee Drawer



Vanity Waste Bin



Tri-View Combination Mirror with Traditional Lights and Furniture Top Plate with Decorative Crown Moulding



Medicine Cabinet with Mirror and Contemporary Overhead Lighting

Closet Accessories



Jewelry Tray



Shoe Rail & Shoe Rail Bracket



Laundry & Wire Pullout Baskets



Slanted Shoe Shelf Rails



Wood Pants Rack & Slanted Shoe Shelf Rails



Pants Rack



Tie Rack



Belt Rack

Office Accessories



Keyboard Pullout



Two Drawer Desk File Drawer Cabinet



CPU Holder



Desk Pencil Drawer



Wooden Desktop



Wall Organizer Unit with Arch Valance, Corbels and Onlay

Entertainment Collection Accessories



Angle Wall Cabinet with Superior Pullout



Dovetail Full Extension Soft Close Sliding Shelves with CD/DVD Storage



Entertainment Cabinet



Dovetail Full Extension Soft Close Sliding Shelf with CD/DVD Storage



Create Shelves with Wood Top Semi-Custom Program

Active Living Collection Cabinets and Accessories



Active Living Base Microwave Cabinet



Active Living Dishwasher Base Cabinet



Active Living Sink Base Cabinet



Active Living Base Lazy Susan



Active Living Base Cabinet with Pullout Table



Active Living Tambour Base Cabinet

Door Options



Metal Doors with Satin Glass



Decorative Door Frame



Decorative Door Frame with Wire Mesh



Decorative Door Frame with Rosette & Ribbon Twist Moulding Field Installed



Decorative Door Frame with Reeded Glass



Decorative Door Frame with Clear Glass



Tudor Decorative Glass Door



Rattan Panels

Mullions



Chalet



Cottage



Craftsman



Half Arch



Horizon



Mission



Portico



Shaker



Symphony



Traditional



Villa

Decorative Glass Doors



Arts & Crafts



Baroque



Chalet



Chateau



Classical



Colonial



Cottage



Deco



Gothic



Manor



Mission



Nouveau



Palladium



Santa Fe



Tudor



Victorian



Villa

Decorative Glass

Our Decorative Glass adds beauty and style to any room and is available in your choice of Clear, Clear Antique, Clear Baroque, Clear Seedy, Clear Water, Reeded, Satin and Super Seedy.



Clear



Clear Antique




Clear Baroque




Clear Seedy



Clear Water



Reeded



Satin



Super Seedy

Wire Mesh

Our Wire Mesh is beautifully finished and available in your choice of Antique Brass, Oil Rubbed Bronze or Satin Steel.



A



B



B - Reversed



C



C - Reversed



D



D - Reversed



E

Hardware



Lighting



Wellborn has unlimited choices of decorative hardware and lighting to meet every design need. Visit us at www.wellborn.com for a full listing.

Quality Drawer Options

PREMIER SERIES

Standard

Solid Wood Drawer Full Extension Drawer Slides



3/4" Solid hardwood drawer box in natural finish with classic dovetail construction and undermount full extension soft close drawer slides

All Plywood Construction Option (APC)

Solid Wood Drawer Full Extension Drawer Slides



3/4" Solid hardwood drawer box in natural finish with classic dovetail construction and undermount full extension soft close drawer slides

SELECT SERIES

Standard

Furniture Board Drawer



3/4" Wood grain/white laminated furniture board drawer with epoxy coated, self-closing, side-mount drawer slides

Options

Plywood Drawer



3/4" Plywood dovetail drawer box in natural finish with laminated plywood drawer bottom and undermount drawer slides. Dovetail joints are unfinished.

Solid Wood Drawer with Full Extension Drawer Slides



3/4" Solid hardwood drawer box in natural finish with classic dovetail construction and undermount full extension soft close drawer slides

All Plywood Construction Option (APC)

Plywood Drawer



3/4" Plywood dovetail drawer box in natural finish with laminated plywood drawer bottom and undermount drawer slides. Dovetail joints are unfinished.

Heirloom Quality Construction

Premier (APC) All Plywood Construction "Best"

3/4" x 3 1/2" Wood grain laminated plywood hanging rails. I-beam plywood support dadoed into front, back and side

WellShield® interior is natural maple wood grain laminate.** 3/4" Laminated plywood adjustable shelves with edge banding; dual locking WellLock Shelf Clips®

3/16" Wood grain laminated plywood back

1/2" Wood grain laminated plywood top and bottom

24-step WellGuard Finishing System® for a furniture like luster and years of beauty



1/2" Unfinished plywood end panels* (Finished Cabinet End and Matching Finished End options available)

3/4" x 1 3/4" Kiln-dried solid wood face frames; mortised and tenoned, glued and stapled

Solid wood drawer fronts. 3/4" Solid hardwood drawer in a natural finish with finished plywood bottom, dovetail construction and full extension drawer slides featuring soft close

Solid wood raised panel doors of cherry, character cherry, maple, character maple, oak or hickory. *** Doors have WellLine® 6-way adjustable concealed soft close hinges

4 1/2" h x 3 3/8" d Toe kick cut out, 1/2" unfinished plywood toe kick extends to cabinet floor for captive construction

ALL WOOD CONSTRUCTION

* For end panels options, see your Wellborn dealer.

** For Brighton door styles, Paints and Paints with Glazes, the interior will be natural maple wood grain laminate.

*** Refer to door style construction for specific door styles.

Premier Series "Better"

1 1/16" x 3 1/2" Wood grain*** laminated fiberboard hanging rails. I-beam furniture board support dadoed into front, back and side

WellShield® interior is natural maple wood grain or white laminate**. 3/4" Wood grain*** laminated furniture board adjustable shelves with edge banding; dual locking WellLock Shelf Clips®

1/8" Wood grain*** printed MDF back

1/2" Wood grain*** laminated furniture board top and bottom

24-step WellGuard Finishing System® for a furniture like luster and years of beauty



1/2" Cherry, maple, oak or hickory wood grain**, white or linen laminated furniture board end panels complement door *

Option: 1/2" thick plywood ends with unfinished exterior

3/4" x 1 3/4" Kiln-dried solid wood face frames; mortised and tenoned, glued and stapled

Solid wood drawer fronts. 3/4" Solid hardwood drawer in a natural finish with finished plywood bottom, dovetail construction and full extension drawer slides featuring soft close

Solid wood raised panel doors of cherry, character cherry, maple, character maple, oak or hickory. **** Doors have WellLine® 6-way adjustable concealed hinges

Option: WellLine® 6-way adjustable concealed soft close hinges

4 1/2" h x 3 3/8" d Toe kick cut-out, 1/2" unfinished furniture board toe kick extends to cabinet floor for captive construction

3/4" WOOD DRAWER STANDARD

* For end panels options, see your Wellborn dealer.

** For Paints and Paints with Glazes, the interior and exterior will be natural maple wood grain laminate.

*** For Brighton door styles, drawer front is 3/4" fiberboard with White or Linen thermofoil laminate. The cabinet interior is white laminate.

The cabinet exterior will be White or Linen. The face frames are painted maple. Cabinets with pullouts or made with uniform construction will have a natural maple wood grain laminate interior.

**** Refer to door style construction for specific door styles.

Select Series "Good"

1 1/16" x 3 1/2" Wood grain/white laminated fiberboard hanging rails. I-beam furniture board support dadoed into front, back and side

WellShield® wood grain/white laminate interior.** 3/4" Wood grain/white laminated furniture board adjustable shelves with edge banding; dual locking WellLock Shelf Clips®

1/8" Wood grain/white printed MDF back

1/2" Wood grain/white laminated furniture board top and bottom



1/2" Complementary wood grain/white/linen laminated furniture board end panels finished on top and bottom edges

Option: 1/2" Thick plywood ends with unfinished exterior

3/4" x 1 3/4" Kiln-dried solid wood face frames, mortised and tenoned, glued and stapled

3/4" Wood grain/white laminated furniture board drawer sides, tenoned to accept 1/2" sub-front and back, 1/8" wood grain/white printed hardboard drawer bottoms, 3/4" solid wood drawer front*, epoxy coated self-closing side mount drawer slides

Option: 3/4" plywood drawer upgrade with dovetail construction and smooth undermount drawer slides

Option: 3/4" Solid wood drawer upgrade with dovetail construction and full extension drawer slides with soft close action

Doors have WellLine® 6-way adjustable concealed hinges

4 1/2" h x 3 3/8" d Toe kick cut-out, 1/2" unfinished furniture board toe kick extends to cabinet floor for captive construction

BUILT TO LAST

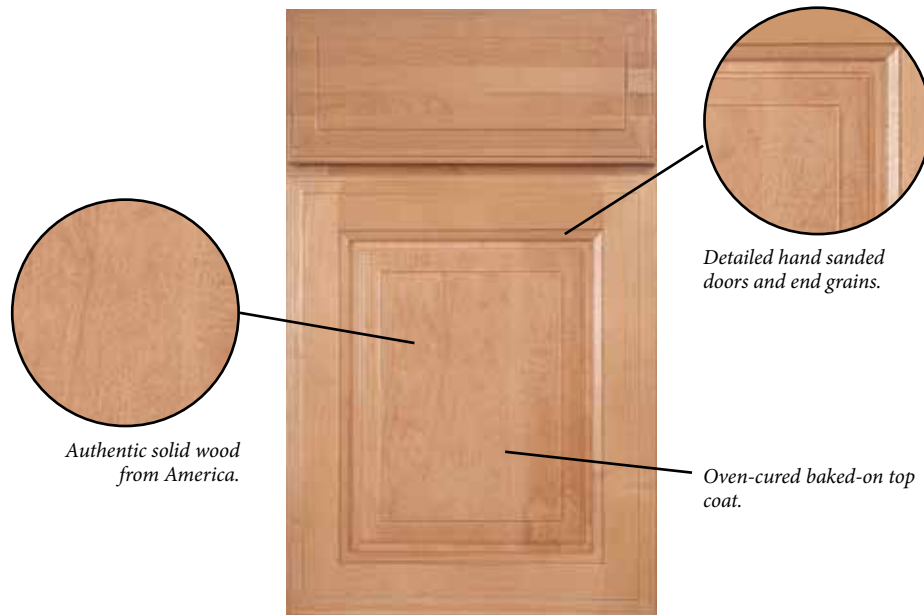
The Select (Good) Series has a machine sanded finish process and does not include the detailed sanding technique featured in the Wellborn Collection; therefore, we do not recommend designs combining the series.

* For Thermofoil door styles, the cabinet interior is white and the exterior end panels are matching white or linen laminate, the face frames are finished maple and the drawer front is 3/4" thermofoil laminated fiberboard.

For laminate door styles in White and Linen, the cabinet interior is white laminate and the exterior end panels are matching white or linen laminate, the face frames are matching finish maple and the drawer front is 3/4" melamine laminate. Wood grain laminates will have natural wood grain laminate interiors with complementary laminate exteriors.

** For Paints and Paints with Glazes, the interior and exterior will be natural maple wood grain laminate.

Stained Finishes



*Authentic solid wood
from America.*

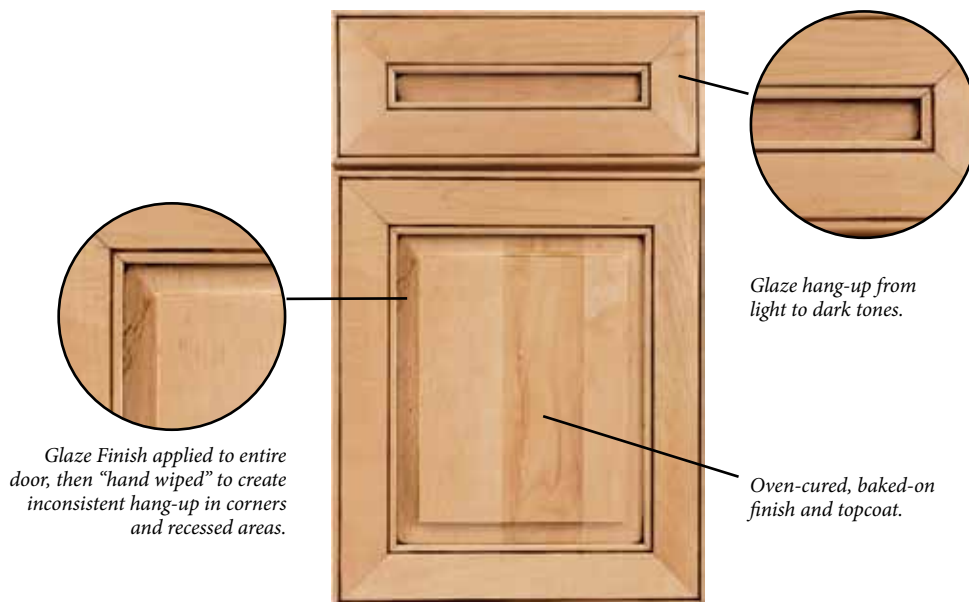
*Detailed hand sanded
doors and end grains.*

*Oven-cured baked-on top
coat.*

Wellborn's WellGuard Finishing System® is a superb finishing process. The Stained Finishes truly display the natural beauty and characteristics of each individual wood species. The detailed hand sanding and hand rubbed processes result in a high quality finish that enhances the wood grain in each door. A toner may be applied depending on the stain color to

equalize natural sap levels. As layers of finish color and sealers are applied, hand sanding continues throughout the process ensuring the best finish in the industry. The final step is a conversion varnish topcoat that is oven-cured creating a tough baked-on long lasting finish.

Stained Finishes with Glaze Technique



*Glaze Finish applied to entire
door, then "hand wiped" to create
inconsistent hang-up in corners
and recessed areas.*

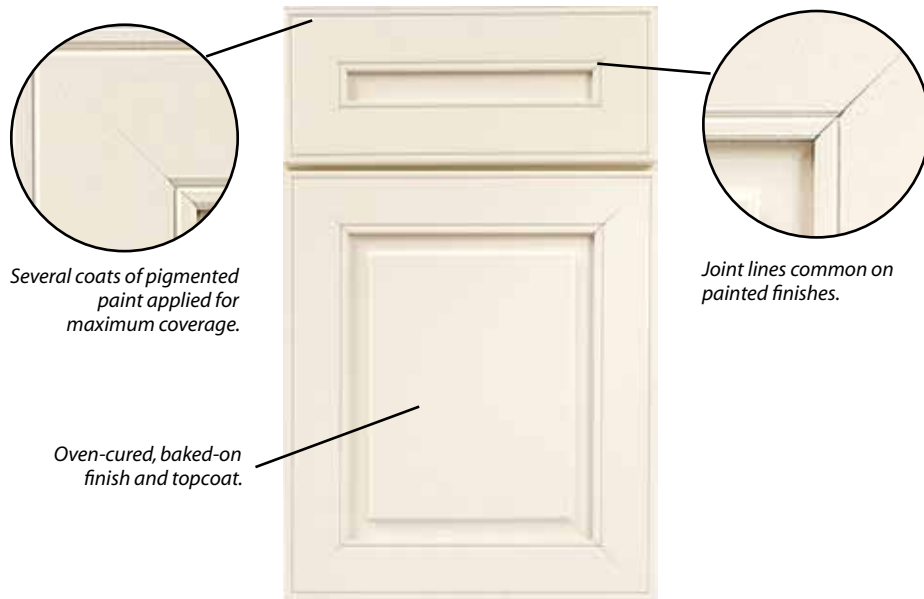
*Glaze hang-up from
light to dark tones.*

*Oven-cured, baked-on
finish and topcoat.*

The Glaze Technique on Stained Finishes is created by applying an accent stain over the entire door and then wiping off the glaze leaving a "Hang Up" of light to dark tones in the corners, deep grooves and wood grains creating an all over glazed look. The Glaze Technique purposely creates an uneven, inconsistent

look of light to dark tones. This hand rubbed application adds warmth and richness to the wood and results in a unique, one of a kind look on each door. The final step is a conversion varnish topcoat that is oven-cured creating a tough baked-on long lasting finish.


Painted Finishes



Painted Finishes are created with several coats of pigmented paint and two coats of sealers. Depending on the wood species chosen, some of the wood grain may show through the paint. Character maple will show more wood grain than standard maple. The natural characteristics of wood create a constant

state of expansion and contraction in every door, drawer front and face frame resulting in the visibility of joint lines. These visible joint lines are part of the beauty of painted finishes on natural wood. The final step is a conversion varnish topcoat that is oven-cured creating a tough baked-on long lasting finish.

Painted Finishes with Glaze Technique

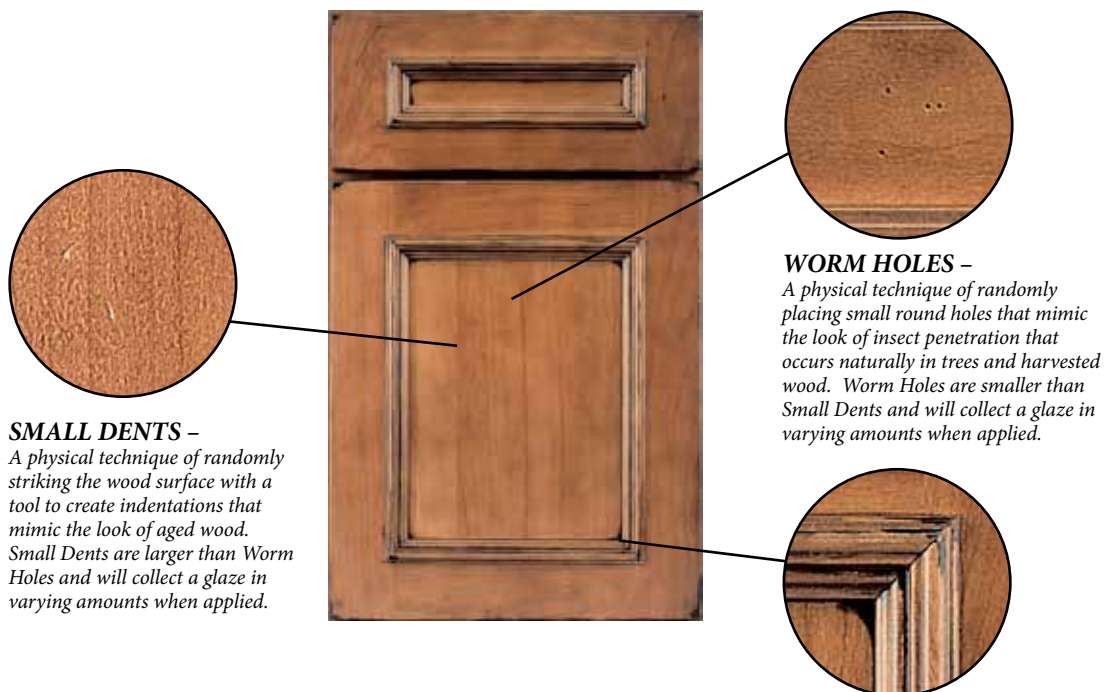


The Glaze Technique on Painted Finishes is created by applying an accent stain over the entire door and then wiping off the glaze leaving a “Hang Up” of light to dark tones in the corners, deep grooves and wood grains creating an all over glazed look. The Glaze Technique that is applied over Painted Finishes is created with several coats of pigmented paint and two coats of sealers. Depending on the wood species chosen, some of the wood grain may show through the paint. Character maple

will show more wood grain than standard maple. The natural characteristics of wood create a constant state of expansion and contraction in every door and drawer front resulting in the visibility of joint lines. These visible joint lines are part of the beauty of painted finishes on natural wood. The final step is a conversion varnish topcoat that is oven-cured creating a tough baked-on long lasting finish.

Finish Techniques

Heirloom



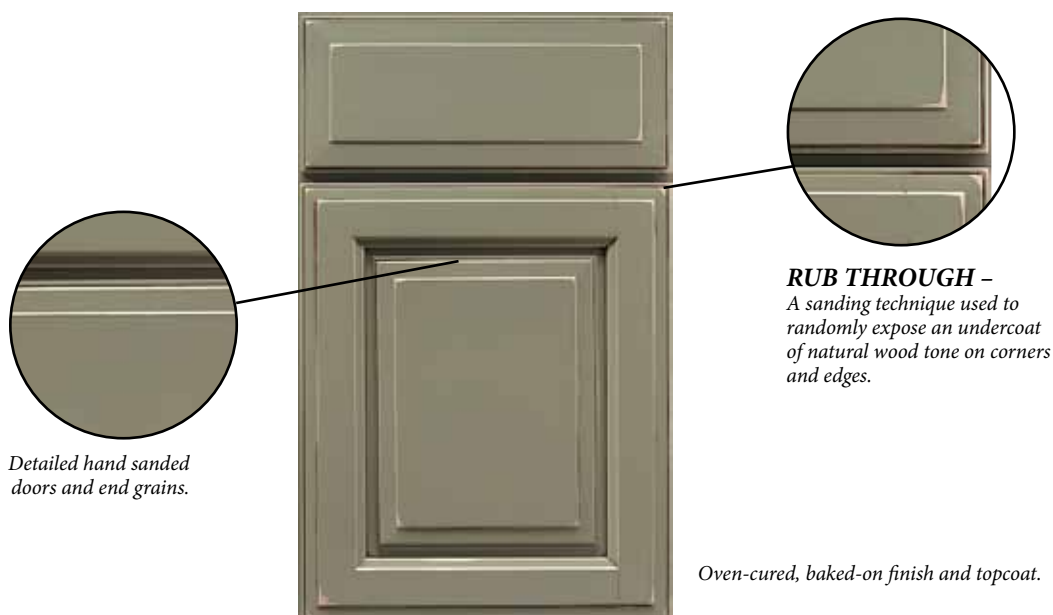
SMALL DENTS –
A physical technique of randomly striking the wood surface with a tool to create indentations that mimic the look of aged wood. Small Dents are larger than Worm Holes and will collect a glaze in varying amounts when applied.

WORM HOLES –
A physical technique of randomly placing small round holes that mimic the look of insect penetration that occurs naturally in trees and harvested wood. Worm Holes are smaller than Small Dents and will collect a glaze in varying amounts when applied.

BURNISHING –
A technique where the profile edges have been darkened to create an antiqued effect.

- Glaze Required for Maple, Character Maple, Oak and Hickory
- Glaze Optional for Cherry and Character Cherry

Vintage



Detailed hand sanded doors and end grains.

RUB THROUGH –
A sanding technique used to randomly expose an undercoat of natural wood tone on corners and edges.

Oven-cured, baked-on finish and topcoat.

- Glaze Required for Maple, Character Maple, Oak and Hickory
- Glaze Optional for Cherry and Character Cherry


Finish Techniques

Carriage



SMALL DENTS –

A physical technique of randomly striking the wood surface with a tool to create indentations that mimic the look of aged wood. Small Dents are larger than Worm Holes and will collect a glaze in varying amounts when applied.



WORM HOLES –

A physical technique of randomly placing small round holes that mimic the look of insect penetration that occurs naturally in trees and harvested wood. Worm Holes are smaller than Small Dents and will collect a glaze in varying amounts when applied.



RUB THROUGH –

A sanding technique used to randomly expose an undercoat of natural wood tone on corners and edges.


- Glaze Required for Maple, Character Maple, Oak and Hickory
- Glaze Optional for Cherry and Character Cherry

Olde World




BURNISHING –

A technique where the profile edges have been darkened to create an antiqued effect.




CARVED EDGES –

A technique where small areas of the wood surface are chiseled out on door edges and corners meaning to create a high level of worn look.



RASPING –

A physical technique using a metal scrapper called a rasp which runs over the edges and raised details to mimic severe wear.




DRY BRUSHING –

A technique applying a very dark stain to highlight the distressing on the surface of the wood.




MEDIUM DENTS –

A physical technique of randomly striking the wood surface with a tool to create indentations that mimic the look of aged wood. Medium Dents are larger than Worm Holes and will collect a glaze in varying amounts when applied.



WORM HOLES –

A physical technique of randomly placing small round holes that mimics the look of insect penetration that occurs naturally in trees and harvested wood. Worm Holes are smaller than Small Dents and will collect a glaze in varying amounts when applied.



RUB THROUGH –

A sanding technique used to randomly expose an undercoat of natural wood tone on corners and edges.

- Glaze Required for Maple, Character Maple, Oak and Hickory
- Glaze Optional for Cherry and Character Cherry

Finish Techniques

Cottage



SPATTER

A paint technique where paint is flicked across the surface producing inconsistent spatter on the stained or painted surface.



- Available on Crème, Divinity, Honey Butter, Pebble, Sandstone and Vanilla Paints

FINISH TECHNIQUES – Wellborn has several Finish Techniques that create different levels of worn appearances. Each piece on the cabinet will vary in the amount of level and appearance in each effect creating a randomness of appearance. Techniques will be applied to doors and drawer fronts but will not be applied to the cabinet face frame and accessories. Some specialty accessories like Open Display Cabinets and Bookcases will receive these effects. Many small mouldings will not receive the Finish Techniques. The Finish Techniques will vary within individual doors; therefore, no two doors will be alike throughout the entire kitchen.

Special Effects

TICKING –

Oak is an open grain wood and therefore the Glaze Technique will hang up in all open grain areas of the door, which will appear as “ticking.”

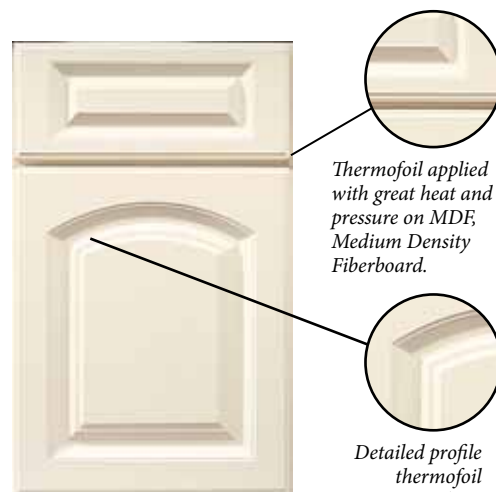


GLAZING ON BEAD BOARD

Doorstyles with bead board grooves retain more stain in all finishes, resulting in a darker color in the grooves.



Thermofoil



Thermofoil applied with great heat and pressure on MDF, Medium Density Fiberboard.

Detailed profile thermofoil MDF door.

Easy-to-clean surface.

Thermofoil doors are created by pressing MDF (Medium Density Fiberboard) with a high quality foil that has a lightly textured effect. Foil is applied with an intense heat process and secured with durable glue to the MDF substrate to ensure a clean smooth surface. The face frame of the cabinets with thermofoil doors will be painted to match the door color.


Finish Techniques

Antique

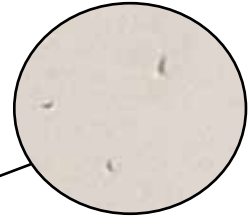



BURNISHING –

A technique where the profile edges have been darkened to create an antiqued effect.




RUB THROUGH – A sanding technique used to randomly expose an undercoat of natural wood tone on corners and edges.



SMALL DENTS –

A physical technique of randomly striking the wood surface with a tool create indentations that mimic the look of aged wood. Small Dents are larger than Worm Holes and will collect a glaze in varying amounts when applied.



WORM HOLES –

A physical technique of randomly placing small round holes that mimics the look of insect penetration that occurs naturally in trees and harvested wood. Worm Holes are smaller than Small Dents and will collect a glaze in varying amounts when applied.


- Glaze Required for Maple, Character Maple, Oak and Hickory
- Glaze Optional for Cherry and Character Cherry

SeaSide



BURNISHING –

A technique where the profile edges have been darkened to create an antiqued effect.



DRY BRUSHING – A technique applying a very dark stain to highlight the distressing on the surface of the wood.

- Available on Bleu, Divinity, Honey Butter, Pebble and Sage Paints
- Available on Maple, Character Maple, Oak and Hickory

Character Cherry

Characteristics:

Character cherry has very different characteristics than standard cherry and other woods giving it an overall distinctive rustic appearance. Its characteristics are brought out by randomly occurring, variously sized knots, worm holes and tracks, gum pockets and streaks, mineral stains and streaks, burls, blemishes, sapwood, and non-structural splits. The amount of character marks will vary from each piece of wood making each kitchen unique. Character cherry will include wood color differences that can range from pink to dark brown with a flowing grain pattern.


Knot Specifications:

While knots in character cherry are more rare than in character maple, it is possible to find open and closed knots with some knots possibly located in the center panel of door and drawer panels. Cluster knots could also be a feature. Open knots located in the center panel of the door and drawer panels are acceptable, though they must be structurally sound and without sharp edges. An entire knot can be as large as 2½" in diameter. Open knots greater than ½" in diameter will be filled. Some knot locations may affect hardware placement.

Accessories:

Other parts of the cabinet, like door stiles, rails and mouldings, will not include knots, but may show character cherry's other natural features. However, it will be uncommon to find all markings on any single piece. Door parts are chosen at random with the appearance of each individual door varying widely from a great amount of character to relatively clear cherry. It could occur that a part will be clear cherry as well. Cabinet face frames, end panels, and open cabinets (such as bookcases and other components) will not include knots; however they may appear with grain characteristics of character and/or clear cherry.

Dark finishes and paints on character cherry will hide the majority of character features. Large open knots and some splits, if present, may still be partially visible. Character features are more noticeable on Natural or lighter toned finishes.



Character Maple

Characteristics:

Character maple has very different characteristics than standard hard maple and other woods giving it an overall distinctive rustic appearance. Its characteristics are brought out by randomly occurring, variously sized knots, pin holes, worm holes and tracks, gum and bark pockets, sugar tracks, heartwood and mineral streaks. The amount of character marks will vary from each piece of wood making each kitchen unique. Character maple will include wood color differences caused by variations found in minerals in the soil.

Knot Specifications:

It will be common to find open knots and bark pockets. Some knots may have small holes through the center panel. Character features include knots that may be located in the center panel of the door and drawer panels. Open knots located in the center panel of the door and drawer panels are acceptable, though they must be structurally sound and without sharp edges. An entire knot can be as large as 2½" in diameter. Open knots greater than ½" in diameter will be filled. Cluster knots could also be a feature.

Accessories:

Other parts of the cabinet like door stiles, rails and mouldings, will not include knots, but may show character maple's other natural features. The Bristol door style is the only exception to this due to its wide shaker stiles and rails and will have some knots located in the stiles and rails of the door. However, it will be uncommon to find all markings on any single piece. Door parts are chosen at random with the appearance of each individual door varying widely from a great amount of character to relatively clear maple. It could occur that a part will be clear maple as well. Cabinet face frames, end panels and open cabinets (such as bookcases and other components) will not include knots, however they may appear with grain characteristics of character and/or clear maple.

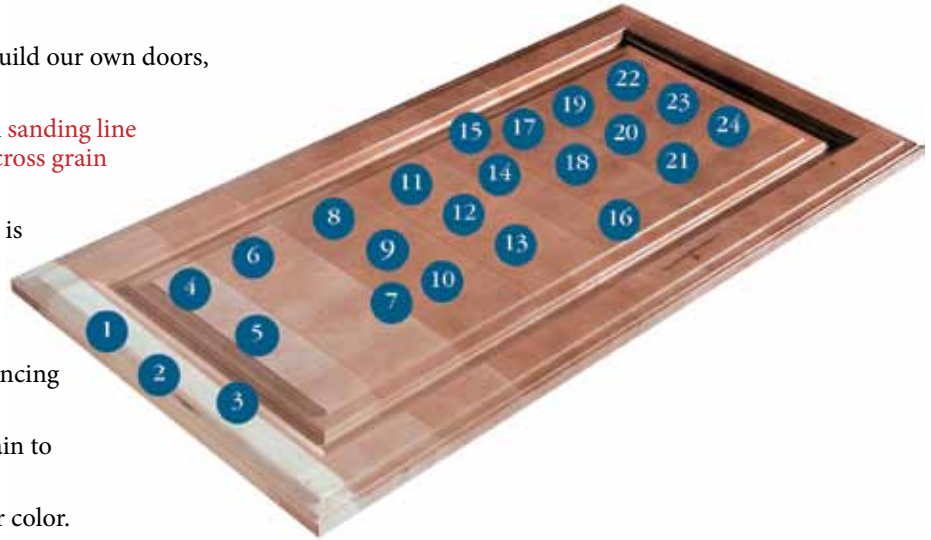
Dark stains and paints will hide the majority of character features. Large open knots and some splits, if present, may still be partially visible. Character features are more noticeable on Natural or lighter toned finishes.



Wellguard Finishing System®

Wellborn takes great pride and care with the finishing of our kitchen furniture. Years of research partnered with development through Valspar have resulted in The WellGuard Finishing System® — a 24-step superb finishing process. Shown below are some of the key quality aspects of our finishing process which all of our stained finishes receive.

1. Wellborn **hand selects** the finest wood to build our own doors, drawer fronts and face frames.
2. Surfaces are sanded on a **20 person manual sanding line** to provide a smooth consistent finish and **cross grain elimination**.
3. Dust particles are removed and every door is **quality inspected** prior to finishing.
4. A sap stain is applied to **tone and balance** the color and grain.
5. A **specialty formulated blend** of grain enhancing dye stain is applied to add color depth.
6. Surfaces are **hand rubbed** with a wiping stain to ensure complete color coverage.
7. The surfaces are air dried and **inspected** for color.
8. The first coat of **durable catalyzed sealer** is applied.
9. Our products are **slowly oven-cured** providing a tough, durable, baked-on finish.
10. The surfaces are **hand sanded** with fine grit sandpaper and inspected for **color correctness** and quality.
11. The second coat of catalyzed **melamine enriched** sealer is applied.
12. Our products are **oven-cured** a second time.
13. The surfaces are **hand sanded** again with a fine grit sandpaper to provide a smooth surface for the topcoat.
14. Some finishes receive a **shading** technique.
15. The surface is again **hand sanded**.
16. The surfaces are **hand wiped** with a resin friendly tack cloth in preparation for final topcoat.
17. Each piece is **inspected** for consistency of shading or glazing applications.
18. A **third coat** of sealer is applied.
19. The surfaces are **hand sanded** again.
20. The resin blend **melamine enriched** topcoat is applied.
21. The conversion varnish topcoat is oven cured, creating a tough, **baked-on finish**.
22. The final product is personally **quality inspected** using a sheen meter to maintain a consistent gloss level.
23. Each piece passes through a **UV drying station** to complete the curing process.
24. Finished doors and wood components are stored in **individual staging racks** to prevent scratches.



The WellGuard Finishing System has been tested against 17 common household chemicals and food products and passed beautifully. Those agents include:

- | | | | | | |
|------------|-------------|-------------|---------------|-----------|---------------|
| • Gasoline | • Olive Oil | • Detergent | • Mustard | • Tea | • Citric Acid |
| • Water | • Ammonia | • Soaps | • Crayons | • Vinegar | • Beet Juice |
| • Coffee | • Fly Spray | • Alcohol | • Shoe Polish | • Dye | |

The Beauty Of Natural Hardwood

Hardwoods offer a tremendous selection of grain patterns, color variations and textures. Choices range from the bold statements of authentic American red oak, hickory and character maple to the more subdued personalities of cherry and maple. These variations define and enhance wood's natural beauty. Because no two trees are exactly alike, the cabinets made for your kitchen or bath will have subtle variations from the showroom displays or samples on which you base your selection. The quality solid hardwoods used in Wellborn cabinetry are some of the most beautiful and enduring natural materials available. All hardwoods, being a product of nature, vary from one piece to the next, even from the same tree, each having its own characteristics. Therefore, each piece of wood, each cabinet and each kitchen is unique. Cabinetry that emphasizes the rich grain pattern and unique texture of solid hardwood has a greater perceived value. No human being was ever intended to control the natural development of hardwoods. This is the unique beauty of natural hardwood and this is the distinct beauty of solid wood cabinets. Wellborn Cabinet, Inc., believes there is nothing more beautiful than solid wood. That is why Wellborn is one of the few remaining manufacturers who continues to use solid wood in our Premier and WoodCraft Series raised panel doors and drawer fronts.

Cherry



Cherry is synonymous with luxurious cabinets. The rich red highlights give the wood a distinctive appearance. Cherry will

occasionally have tiny pin knots, pitch pockets and very small, dark streaks of gum. These features have fascinated woodworkers for centuries.

Character Cherry



Character cherry's unique characteristics are emphasized by randomly occurring various sized knots, pin knots, pitch pockets and

small streaks of gum. Cluster knots and open knots could also be a feature. The amount of character will vary from each door making each kitchen unique.

Maple



Maple is widely used in the cabinetry industry. This wood species features a straight grain with several distinctive characteristics.

These include unique figures such as bird's-eye, fiddle back, mineral streaks and curly grain patterns. Finely textured with a natural luster, this creamy-white to light reddish-brown wood is often used for cabinets and floors.

Character Maple



Character maple's unique characteristics are brought out by randomly occurring, variously sized knots, pin holes, worm holes

and tracks, gum and bark pockets, sugar tracks, heartwood and mineral streaks. Cluster knots and open knots could also be a feature. The amount of character marks will vary from each piece of wood making each kitchen unique.

Poplar



Poplar is generally straight grained with fine, even texture. The wood has creamy white to pale brown color tones. Poplar is beautiful with

medium to dark stains and painted finishes.

Oak



Authentic American red oaks are open-pored and have grain patterns. Wellborn's manufacturing technology

presents oak with straighter grains than most cabinet lines, and our process minimizes the wide grains and reduces the widths of cathedrals in oak.

Hickory



Hickory has distinctive contrasting colors from light to dark and strong grain characteristics. The texture of

hickory is open grained. Hickories by nature are heavy, hard, strong and stiff—producing durable cabinetry. Hickory is for homeowners desiring dramatic wood characteristics.

Thermofoil



Thermofoil doors and drawer fronts are covered in a strong, scratch-resistant thermofoil that is thermally glued and vacuum-

sealed. To create the popular raised panel appearance we use precision, diamond-head routers to carve the double-step perimeter edge and center panel detailing from a solid slab of medium density fiberboard.

Laminate



Laminate is a decorative panel with resin-saturated printed paper thermally fused to a particleboard or MDF core. The

thermally fused melamine process bonds the paper and board using heat and pressure. The paper gives the appearance of wood grain or painted finishes.

Medium Density Fiberboard



Using high pressure and temperatures, MDF is formed by combining wood fibers with a wax resin binder to form panels. It is

made of wood veneer. It is much more dense than normal particle board. This is a durable and tough wood product, commonly used in the construction industry.

Warranty Program



Five Year Limited Warranty - The Select Series

Wellborn Cabinet, Inc., provides a Five Year Limited Warranty on The Select Series to the original consumer purchaser for five years from the Wellborn Dealer's original date of purchase on our cabinetry parts.



Lifetime Limited Warranty - The Premier Series and Premier APC All Plywood Construction

Wellborn Cabinet, Inc., provides a Lifetime Limited Warranty on The Premier Series and Premier APC to the original consumer purchaser for the lifetime of the product from the Wellborn Dealer's original date of purchase. The lifetime of cabinets is expected to be 10 years. Based on all other warranty terms and conditions being met, warranty claims will be prorated based on the expected lifetime of the product.

Exclusive Lifetime Limited Warranty - Drawer Box, Door Hinge & Drawer Suspension System

Wellborn Cabinet, Inc., warrants our solid wood dovetailed drawer box to the original consumer purchaser for the lifetime of the product. Wellborn Cabinet, Inc., also offers an Exclusive Lifetime Limited Warranty to the original consumer purchaser on our Drawer Suspension Systems and Door Hinges. This warranty is expressed by the supplier. Replacement hinges and drawer slides are subject to availability from our supplier. If a claim is filed after a product becomes obsolete, the manufacturer will replace the discontinued product closest to being equivalent to the original.

Wellborn Cabinet offers Limited Warranties to the original consumer purchaser. Please see warranty sheet for complete details.

PHOTOGRAPHY CREDITS

Front cover	Holly Wiegmann	Seven Designs, Inc., Jacksonville, FL
3	Holly Wiegmann	Seven Designs, Inc., Jacksonville, FL
4	Ken Henry	Glen Alspaugh Co., St. Louis, MO
6	Crystal Kennedy	Pacific Northwest Cabinetry, Milwaukee, OR
7	Crystal Kennedy	Pacific Northwest Cabinetry, Milwaukee, OR
10	Crystal Kennedy	Pacific Northwest Cabinetry, Milwaukee, OR
13 top	Andrea Johnson	The Kitchen Director, Lakeland, FL
13 bottom	American Classic Designs	American Classic Designs, Roswell, GA
20	Holly Wiegmann	Seven Designs, Inc., Jacksonville, FL
37 bottom	Liz Calcutt	Classic Cabinets, Florence, SC
40	Crystal Kennedy	Pacific Northwest Cabinetry, Milwaukee, OR
42	Louise Pascale	Leggett Kitchens, Pittsburg, PA
43 top	Crystal Kennedy	Pacific Northwest Cabinetry, Milwaukee, OR
45 top	Jim Joyner	Barrett Appliance, Bossier City, LA
51 top	Andrea Johnson	The Kitchen Director, Lakeland, FL
56-57	Holly Wiegmann	Seven Designs, Inc., Jacksonville, FL
58	Maggie Burns	IAS, LLC, Orlando, FL
62 top	Crystal Kennedy	Pacific Northwest Cabinetry, Milwaukee, OR
70	Louise Pascale	Leggett Kitchens, Pittsburg, PA
80	Crystal Kennedy	Pacific Northwest Cabinetry, Milwaukee, OR
81	Crystal Kennedy	Pacific Northwest Cabinetry, Milwaukee, OR
84	Crystal Kennedy	Pacific Northwest Cabinetry, Milwaukee, OR
86	Lisa Simpson	River Valley Kitchen & Bath, Inc., Roscoe, IL
99	Crystal Kennedy	Pacific Northwest Cabinetry, Milwaukee, OR
103 top left	Crystal Kennedy	Pacific Northwest Cabinetry, Milwaukee, OR



The Wellborn Quality

Since 1961, Wellborn Cabinet, Inc., has been manufacturing quality kitchen and bath cabinetry in Ashland, Alabama. It all began in a small cabinet shop to build cabinets for the local markets. Since that time, Wellborn has become a state of the art manufacturing facility of over 1.8 million square feet that combines some of the most advanced technology systems in the industry with 50 years of acquired knowledge and experience in high quality cabinetry craftsmanship.

Green Choice is About Taking Action

Environmental stewardship has been part of Wellborn's culture since its beginning. This responsibility has never been just about words. It has been about decades of actions, investments and practices. At Wellborn we have recycling programs, utilize wood waste to generate power and steam and continue to lower VOC emissions through technology. We also partner with our suppliers to improve their environmental programs. This is why you will find the KCMA Environmental Stewardship Program seal on our cabinetry. The Estate Custom Collection by Wellborn is certified under the Forest Stewardship Council's (FSC) and Sustainable Forest Initiative's (SFI) Standard for Chain of Custody Certification.

The Green Choice program ensures that you are purchasing a brand of cabinets from a company that takes conscious steps to protect and minimize the overall impact on our environment.

Distributed By:

WELLBORN
CABINET, INC.®
The Essence of Cabinetry

38669 Hwy. 77 • Ashland, Alabama 36251
(256) 354-7151 • Fax (256) 354-7022
wellborn.com

Due to the natural characteristics of wood and wood finishes and the limitations of photography and the lithographic printing process, the woods and wood finishes shown in this brochure may not accurately depict those offered by Wellborn Cabinet. See your local Wellborn Dealer for actual wood sample color selections. Decorative hardware shown is optional.

